



2007 CANCER CARE PROGRAM ANNUAL REPORT




NORTHSIDE HOSPITAL

HIGHLIGHTS:

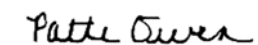
- Installed new state-of-the-art Trilogy® linear accelerator and Eclipse® computerized treatment planning system at the Northside Hospital Cancer Center
- Initiated Stereotactic Radiosurgery procedures at the Northside Hospital Cancer Center
- Established leadership position in robotics procedures, ranking in the top five percent for volume in GYN procedures and top 10 percent for prostatectomy procedures
- Opened a 12-bed GYN oncology unit dedicated specifically to gynecologic cancer care
- Expanded medical oncology inpatient capacity
- Began implementing digital mammography at all Northside Hospital breast imaging locations
- Completed favorable quality studies on all oncology measures endorsed by the National Quality Forum
- Received Three-Year Accreditation with Commendation from the American College of Surgeons' Commission on Cancer
- Received a gift from the Northside Hospital Auxiliary to purchase a new mobile mammography van equipped with digital mammography
- Strengthened our relationship with The Leukemia & Lymphoma Society
- Enhanced the coordination of care for BMT/Leukemia patients in the Infusion Center

On behalf of the entire oncology team and the Northside Hospital Cancer Committee, we offer our heartfelt thanks for your continued interest and support.

Respectfully submitted,



Sahar Rosenbaum, MD
Chair, Northside Hospital Cancer Committee



Patti Owen, MN, RN
Director, Oncology Services

LOOKING BACK ON 2007,

everyone involved with the Northside Hospital Cancer Care Program has many reasons to be proud. We continue to be recognized as a regional leader in cancer care. In fact, Northside Hospital physicians and other care providers on our team have treated more cancer cases than any other Georgia hospital.

With guidance and support from the Northside Hospital Cancer Committee, our oncology team realized continued program growth and accomplished an impressive list of goals over the past year.





RADIATION ONCOLOGY

UPGRADES PUT NORTHSIDE FACILITIES AMONG THE NATION'S VERY BEST

Major technology and facility upgrades in 2007 allow the Northside Hospital Cancer Center to offer radiation oncology capabilities on par with some of the most renowned cancer centers in the United States.

Image-Guided Radiation Therapy



In May, we installed the Varian Trilogy® linear accelerator, the most state-of-the-art, powerful and versatile cancer treatment technology, at the Northside Hospital Cancer Center. This system delivers 3-D conformal radiotherapy, IMRT, stereotactic radiosurgery, fractionated stereotactic radiation therapy and intensity-modulated radiosurgery for cancer and neurosurgical treatment. As part of this effort, we also implemented the Eclipse® computerized treatment planning system and performed several other information system upgrades.

Selective Tumor Targeting

In July, we began performing stereotactic radiosurgery (SRS) procedures. This highly advanced procedure allows physicians to more selectively target a tumor with higher radiation doses delivered directly to affected tissue. Additionally, SRS allows physicians to minimize side effects when tumors are close to critical structures such as the optic nerve.

LEADING GEORGIA

More than 4,000 total cancer cases were diagnosed and/or treated at Northside Hospital last year. We are known widely for our clinical expertise and compassion. Throughout the continuum of care, we care for more cancer patients than any other hospital in Georgia.



Non-invasive SRS radiation treatments can slow tumor growth and target tumors difficult to reach during conventional surgery, such as brain tumors.

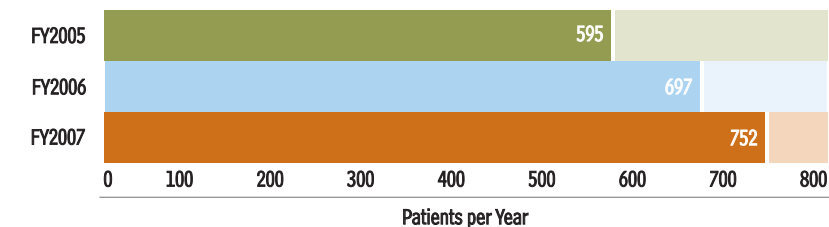
While Northside Hospital physicians have had well-documented success treating brain tumors with SRS, they also can use this technology to treat acoustic neuromas, arteriovenous malformations, heart tumors, lung tumors and movement disorders such as Parkinson's disease.

Cancer Center Refurbishment

In the Summer of 2007, we completed a total refurbishment of the Northside Hospital Cancer Center. The end result of the project is a beautiful, soothing environment for our patients receiving cancer care. The project included a new front atrium and waiting areas as well as updated patient exam rooms, dressing rooms, restrooms and administrative offices.

In recent years, the volume of new radiation oncology patients has increased by 26 percent from 595 patients in FY 2005 to 752 patients in FY 2007.

Radiation Oncology New Patient Volumes | FY 2005 - FY 2007
Northside Hospital - All Treatment Locations



PROCEDURES CAN REDUCE TREATMENT TIME AND SIDE EFFECTS

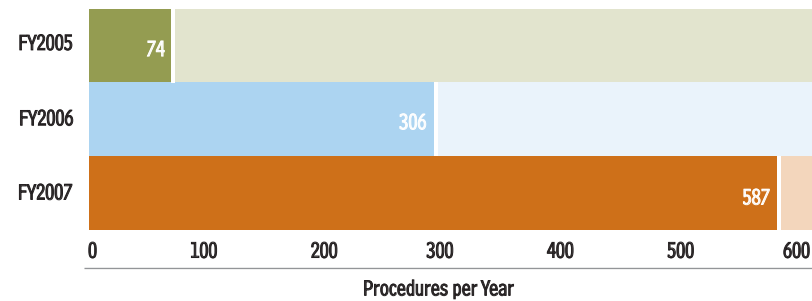
Brachytherapy and MammoSite®

Northside Hospital saw significant growth in female brachytherapy in 2007. Unlike external beam radiation, these procedures involve placing a radiation

source within the body, at or near the tumor site. Brachytherapy often reduces overall treatment time for patients and can reduce the potential for side effects from therapy.

Excluding prostate seed implants, Northside Hospital's brachytherapy procedures volume increased by 92 percent from FY 2006 to FY 2007. Most of these procedures targeted cervical, endometrial, vaginal or breast cancer sites.


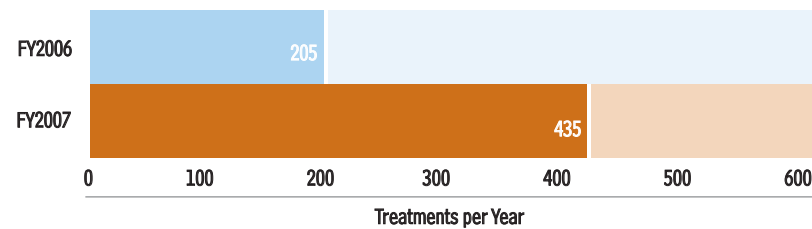
Brachytherapy Procedures | FY 2005 - FY 2007
Excluding Prostate Seed Implants



In particular, the number of breast brachytherapy or MammoSite procedures significantly increased in 2007. For breast cancer patients who meet specific criteria, MammoSite allows radiation treatment from inside the lumpectomy cavity directly to the area where cancer is most likely to recur. This method of brachytherapy can reduce the potential for side effects, improve cosmesis and reduce overall treatment time from several weeks to several days.

MammoSite treatment volume in 2007 exceeded volume for 2006 by 112 percent.

MammoSite Treatment Volumes | FY 2006 - FY 2007

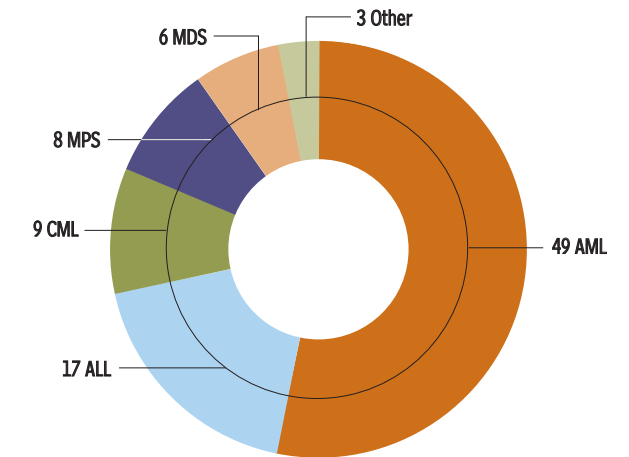


LEUKEMIA PROGRAM

ANALYTIC CASES COVER WIDE SPECTRUM

The Northside Hospital Leukemia Program provides comprehensive services for adult patients with acute and chronic leukemia. In 2006, we provided care for 92 analytic cases including acute myelocytic leukemia (AML), acute lymphocytic leukemia (ALL), chronic myelogenous leukemia (CML) and myeloproliferative and myelodysplastic syndromes.

Analytic Leukemia Cases | FY 2006
92 Total Cases



Specialized Care and Support

Working with the acute leukemia patient can be complex and requires specialized care and support services. The Northside Hospital Leukemia Program offers patients:

- Prompt evaluation and diagnosis
- Participation in innovative clinical research trials



- Specialized staff and a unit dedicated to the unique needs of leukemia patients
- Blood bank support for leukemia-specific transfusion requirements
- Access to our leading BMT Program
- Onsite flow cytometry lab
- Onsite urgent apheresis support

Our specialized Leukemia Program staff include nationally recognized physicians, specialty trained doctors of pharmacy, advanced midlevel practitioners, dedicated nursing staff, leukemia coordinators and a health psychologist.

Interdisciplinary Approach, Access to Clinical Trials


The Leukemia Program conducts a weekly interdisciplinary meeting to review all new and current patients. Our medical oncologists/hematologists, clinical pathologists, a flow cytometrist, coordinators, nurses, pharmacists and a health psychologist complete an in-depth review of each patient during these meetings. This results in collaborative, comprehensive treatment plans and maximized patient outcomes.

Additionally, all of our leukemia patients have access to several of the latest clinical research trials. Information on current trials is available at www.northside.com.

Big Strides in Volume, Coordination of Care and Support

In 2007, our Leukemia Program continued to grow in volume; coordination of patient care was improved; and support to the community increased.

A steady increase in new leukemia patient referrals over the last few years shows increasing support from referring oncologists. Since FY 2005, referral volumes have almost doubled.

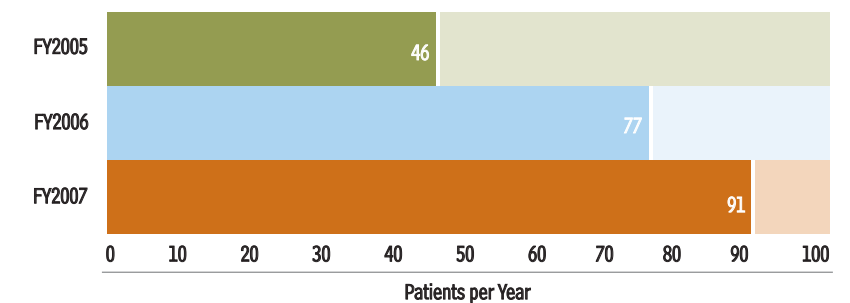


“I can just remember my doctor saying, look, you are a person. You’re not a statistic. The whole staff, they encouraged me throughout. And they gave me hope.”



Laurie, leukemia patient and bone marrow transplant recipient


New Leukemia Referrals Per Year | FY 2005 - FY 2007



In 2007, we significantly enhanced the coordination of care for Leukemia/BMT outpatients receiving treatment at Northside Hospital’s Infusion Center. By implementing daily physician rounds and enhancing communication between multiple departments, we have decreased patient wait times, reduced patient travel between areas and improved the continuity of care.

For the Community

Over the past year, Northside Hospital has strengthened our relationship and support of The Leukemia and Lymphoma Society. Northside Hospital staff supported the annual Light the Night event by creating a team of 50+ participants and raising over \$9,000 for the cause.



BLOOD & MARROW TRANSPLANT

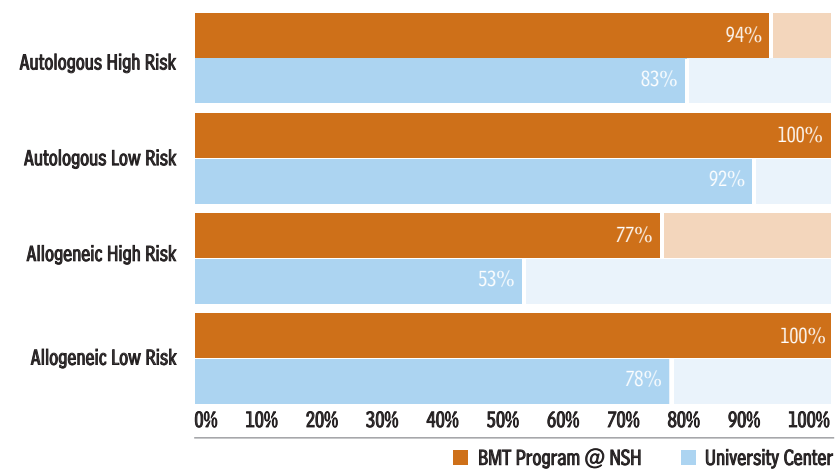
BMT MAINTAINS HIGH STANDINGS

The Northside Hospital Blood and Marrow Transplant Program is one of the largest clinical transplant programs in the United States. The program remains among the top 14 percent of transplant programs in the United States by volume, serving patients undergoing bone marrow/stem cell transplant therapy. BMT continued in growth, positive patient outcomes and improvements in patient satisfaction throughout 2007.



Favorable Survival Outcomes

Our BMT patient survival outcomes compare favorably to those of university programs in the most recent comparison of 100-day survival from the date of transplant. This is a critical measure of overall clinical quality in oncology.

100-Day Survival: BMT at Northside Hospital vs. University Programs (2006)



Source: *Blood* 105 (7) April, 2005



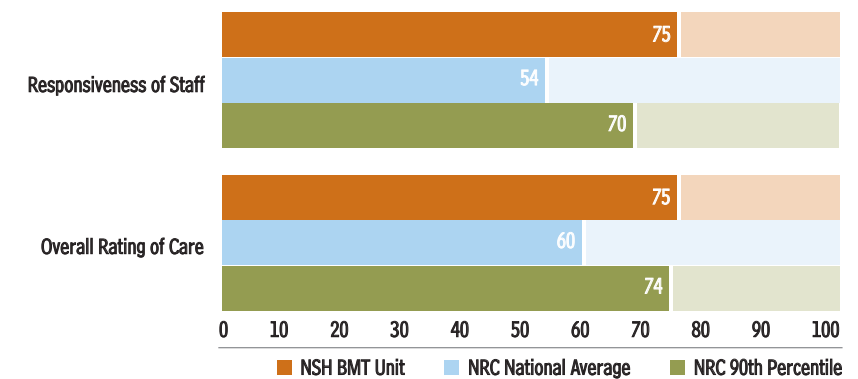
Excelling in Patient Satisfaction

In 2007, the inpatient BMT/Leukemia unit implemented several initiatives to further enhance patient satisfaction.

- Developed a “Five-Star Experience” service excellence program for patients
- Implemented daily supervisor rounds to ensure we were meeting patient needs and providing appropriate education
- Provided an education session entitled “Hospital Work is Theatre” to help staff see things from a patient’s point of view
- Improved patient education about the side effects of new medications initiated during inpatient stay

All of these initiatives resulted in outstanding patient satisfaction scores for the BMT inpatient unit. Our NRC Picker surveys reported scores that have consistently surpassed national averages. The scores also surpassed NRC’s 90th percentile ranking for measures on “responsiveness of hospital staff” and “overall rating of care.”

BMT Unit Patient Satisfaction (2007)





BREAST CARE PROGRAM

NORTHSIDE LEADS HOSPITALS STATEWIDE

Northside Hospital provides care to more women with cancer than any other hospital in Georgia. In 2007, we had several significant achievements in breast cancer and gynecologic cancer care.

Record Volume, Many Improvements


We reported a record volume of newly diagnosed and treated cases of breast cancer in 2006, caring for 1,000 new patients. This represents a 20 percent increase over the 835 cases in 2005.

The Breast Care Program saw many improvements during 2007:

- Implemented digital mammography
- Increased number of MammoSite partial breast irradiation procedures
- Increased number of breast MRI applications
- Continued program integration at our Forsyth and Cherokee campuses
- Received a gift from the Northside Hospital Auxiliary to purchase a mobile mammography van equipped with digital mammography

Full-field Digital Mammography

In 2007, Northside Hospital began installing full-field digital mammography systems throughout the Breast Care Program. We will soon have this state-of-the-art breast imaging technology at all of our imaging locations.



More MammoSite

In addition, the use of MammoSite partial breast irradiation has increased significantly with volumes up 148 percent over the previous fiscal year. This method of brachytherapy can reduce potential for patient side effects, improve breast cosmesis and reduce overall treatment time from several weeks to several days.


Expanded MRI Applications

The use of breast MRI also increased and patients are referred to Northside Hospital from all over the state of Georgia for this exam. Under the direction of specialized radiologists at the Northside Hospital Breast Care Center, newly diagnosed breast cancer patients benefit from this technology which helps surgeons determine the full extent of tumors prior to invasive breast surgery. Additionally, this imaging modality demonstrates promise in detecting breast cancer in patients meeting defined high-risk criteria.

Stronger in Forsyth and Cherokee

Efforts continued in 2007 to strengthen the full integration of our Breast Care Program at Northside Hospital-Forsyth and Northside Hospital-Cherokee, including:


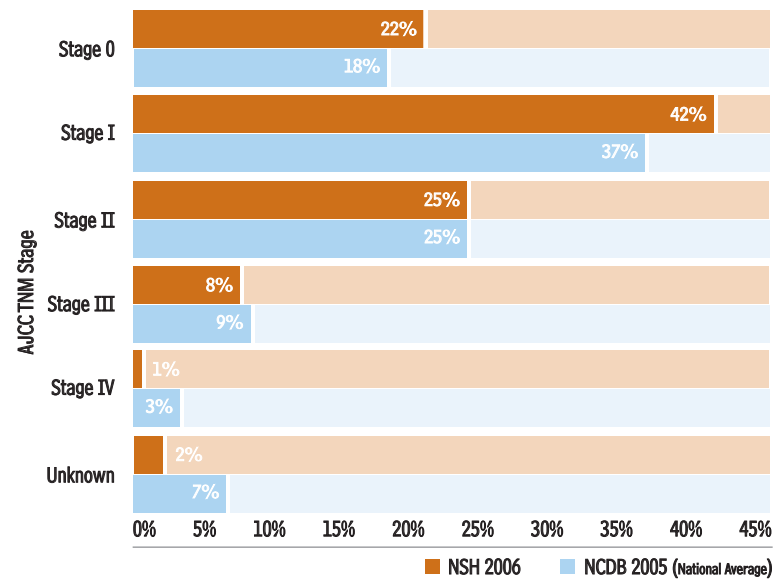
- Increased awareness of oncology services among staff and physicians via meetings, in-services and videoconferenced cancer meetings
- Enhanced consistency in patient education materials provided at all three campuses
- Expanded availability of breast health specialist nurses for patients and staff at all three campuses
- Added diagnostic breast imaging services at our Northside/Johns Creek location



NORTHSIDE HOSPITAL EXCEEDS NATIONAL AVERAGE IN EARLY DIAGNOSED CASES OF BREAST CANCER

Northside Hospital has a higher number of patients being diagnosed with breast cancer at an earlier stage than the average program in the United States. In a distribution of 2006 cases, the American Joint Commission on Cancer (AJCC) stage at diagnosis shows that Northside Hospital diagnoses more breast cancers in early Stages 0 and I and fewer cases in later Stages III and IV when compared to the national average.

2006 Breast Cancer Stage at Diagnosis



“My doctors became my friends. They took the time to explain things, discuss the options and make me part of the decision-making process. Northside had all the bases covered for me. I had a nurse breast health navigator and women from the Network of Hope, who are all cancer survivors, to help make it easier.”

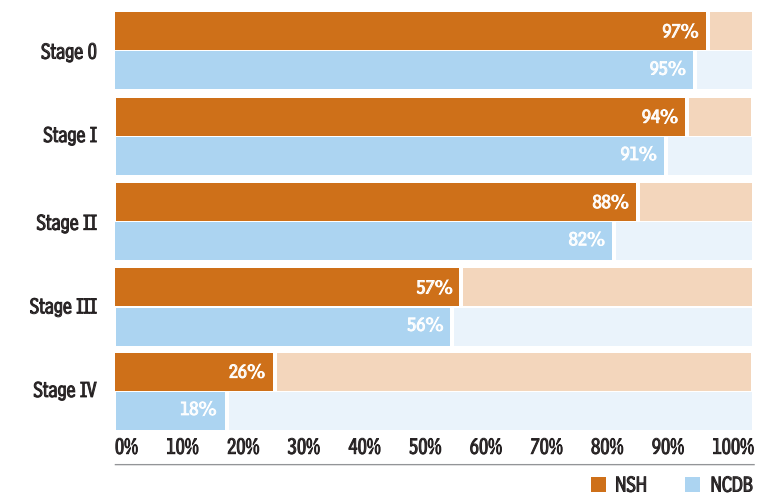



Maxine, hereditary cancer patient

FIVE-YEAR SURVIVAL HIGHER THAN AVERAGE

The most recent five-year survival rates for Northside Hospital breast cancer patients diagnosed between 1998 and 2000 surpassed National Cancer Data Base (NCDB) averages in all stages of the disease.

Breast Cancer 1998-2000 Comparative Five-Year Survival, Northside Hospital vs. NCDB



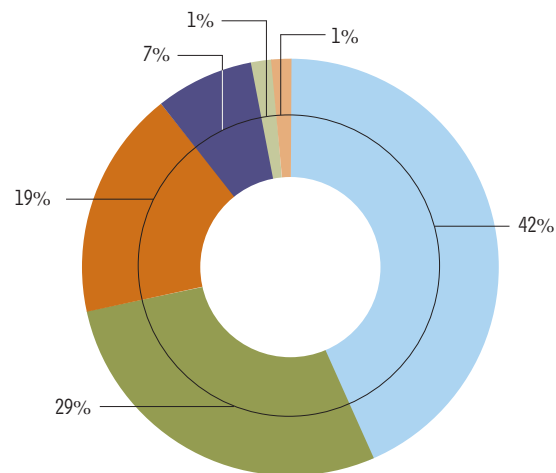


GYN ONCOLOGY


PROGRAM AMONG THE SOUTHEAST'S MOST PROMINENT

As one of the Southeast's leaders in gynecologic cancer care, Northside Hospital's GYN Oncology Program provided care for 293 analytic cases of gynecologic cancer in 2006. Forty-two percent of these cancers were endometrial, 29 percent were ovarian and 19 percent were invasive cervical.

2006 Gynecologic Cancer Cases | Analytic Cases 293



Uterus	124	42%
Ovary	86	29%
Cervix	55	19%
Vulva	21	7%
Other Female Organs	4	1%
Vagina	3	1%



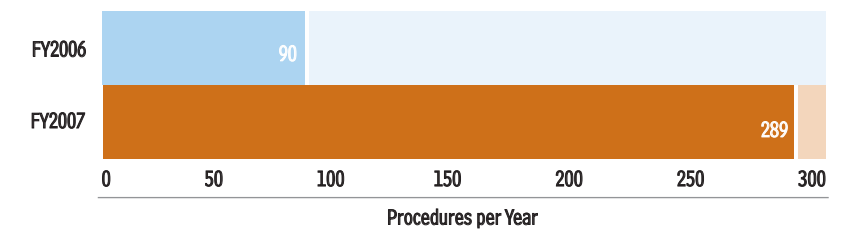
Enhancements during 2007 in the GYN Oncology Program included:

- Increased use of robotic technology in surgery
- Opened a 12-bed dedicated GYN oncology unit
- Enhanced clinical care quality
- Increased focus on community awareness


Leading the U.S. in the Use of Robotic Technology

Over the past year Northside Hospital has seen a significant increase in the use of robotically assisted surgery. From FY 2006 to FY 2007, we experienced a 221 percent increase in the number of robotic GYN procedures performed, up from 90 to 289. The increase has placed Northside Hospital in the top three percent in the United States for GYN procedures (top five percent for prostatectomy).

Robotic GYN Surgery Procedures | FY 2006 - FY2007



Gynecologic cancer patients requiring hysterectomy benefit from a robotically assisted procedure because this method is less invasive than traditional surgery, resulting in less postoperative pain and shorter recovery times.



New GYN Oncology Unit

In 2007, Northside Hospital increased its overall inpatient oncology bed capacity and opened a dedicated 12-bed unit specifically for gynecologic oncology patients. This unit features beautifully furnished, all-private rooms and provides a quiet, relaxing environment for patients and their families. Oncology nurses staffing this unit also are specially trained and focused on the needs of the gynecologic oncology population.



Quality of Care

Northside Hospital enhanced the quality of care provided to GYN cancer patients in several ways during 2007, including:

- Developed and presented four Georgia Nurses Association continuing education conferences on post-op complications of the GYN oncology patient
- Initiated a plan to provide palliative care services to the GYN oncology patient population
- Established monthly in-services on a variety of GYN oncology topics
- Implemented preoperative consults from the ostomy nursing team to provide stoma-site marking for eligible patients

Community Awareness

In September 2007, we launched our Ovarian Cancer Awareness Month Campaign with a beautiful ceremony in the Northside Hospital Women's Center Atrium. The event included hanging a giant teal ribbon on the side of the Northside Hospital Doctor's Centre building. The ceremony was very well attended and featured comments from Dr. Benedict Benigno and an ovarian cancer survivor. Significant media coverage of the event helped raise our community's awareness about the need for early detection of this disease.



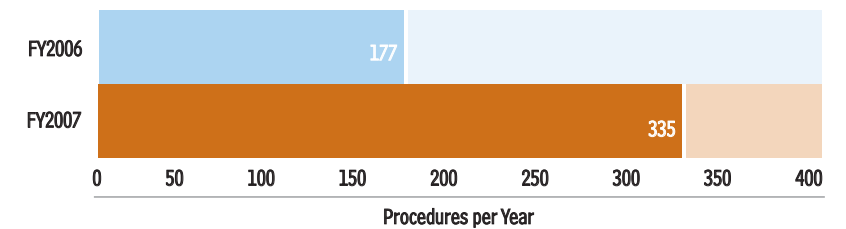
PROSTATE CANCER CARE

TEAM ON LEADING EDGE OF ADVANCEMENTS

With 881 new cases in 2006, Northside Hospital cared for more prostate cancer patients than any other hospital in Georgia and we provided the most advanced care available anywhere. This includes robotic surgical technology, seed implantation and IMRT.

Our statewide lead in 2007 continued with growth in robotic prostatectomy procedures. The volume of these procedures increased by 89 percent between FY 2006 and FY 2007.

Robotic Prostatectomy Procedures | FY 2006 vs. FY 2007





“What drew me to the robotics was that the recovery time was much shorter. I had used Northside all of my life for different situations. I had three children and two grandchildren born there. And I felt comfortable and I felt, why should I go out of town for surgery when I can get quality care here in Atlanta.”



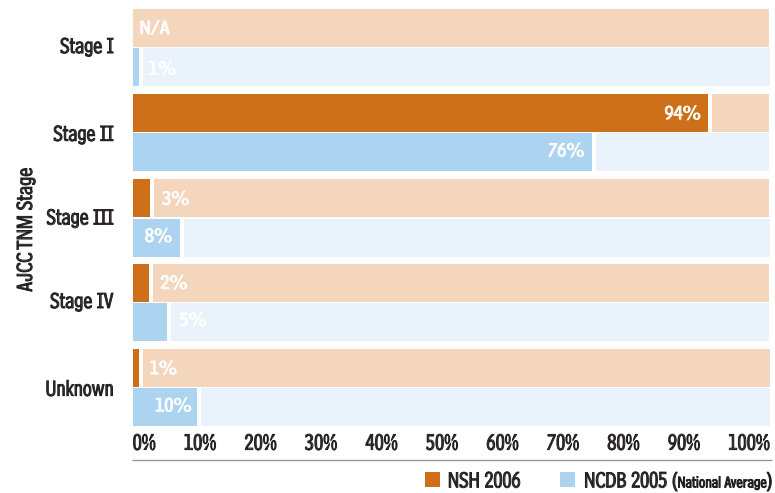


Neil, prostate cancer patient

Ahead of National Average, Early Diagnosis

94 percent of Northside Hospital prostate cancer patients were diagnosed in Stage II, well ahead of the national average for early diagnosis.

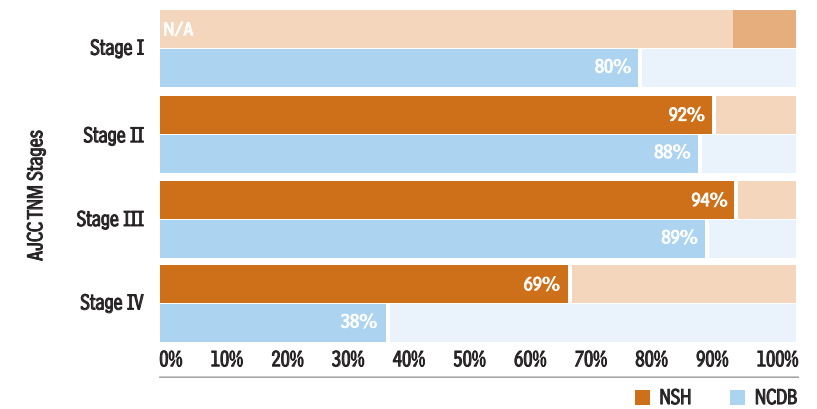
2006 Prostate Cancer, Stage at Diagnosis



Favorable Survival Rate Comparisons

Five-year observed survival rates for Northside Hospital prostate cancer patients compared favorably to the national average for Stages II through IV. (The number of Northside Hospital cases in Stage I was too small for comparison.)

Prostate Cancer: 1998-2000 Comparative Five Year Observed Survival, Northside Hospital vs. National Cancer Data Base



Detection Through Free Screenings

Northside Hospital provided free prostate cancer screenings at all three of its hospital campuses again in 2007. Of the 189 screenings performed, 13 showed abnormalities requiring follow-up. Two prostate cancers were later diagnosed.

CONTINUUM OF CARE

PROGRAM RECEIVES REACCREDITATION WITH SPECIAL DISTINCTION

In 2007 the Northside Hospital Cancer Care Program completed a three-year reaccreditation survey by the American College of Surgeons' Commission on Cancer (CoC). In fact, we received full Accreditation with Commendation, a distinction awarded only to those programs demonstrating compliance with all 36 CoC standards and receiving a commendation rating for one or more of those standards. Contributing to our success is our continued focus on the entire continuum of care.



Education and Prevention

- Conducted 89 cancer awareness and prevention events throughout the year, reaching more than 8,000 participants
- Provided breast health education to 53 organizations and companies, reaching more than 4,100 people including women, men and high school girls
- Completed 315 hereditary cancer referrals and 164 genetic tests

Screening

- Held free skin cancer screenings at all three hospital campuses with 199 participants, resulting in 66 referrals for biopsy
- Provided free prostate cancer screenings at all three hospital campuses with 189 participants, resulting 13 follow-up recommendations and two detections
- Conducted 79 free screening mammograms and 59 diagnostic breast procedures through a grant from Susan G. Komen for the Cure
- Expanded availability of Komen grant to provide free screening and diagnostic breast procedures at our Alpharetta, Forsyth and Riverstone imaging centers

Diagnosis

Mammography

- Implemented full field digital mammography throughout Northside Hospital's Breast Care Program
- Implemented diagnostic mammography and breast ultrasound services at our Northside/Johns Creek Imaging location

Breast MRI

- Increased use of breast MRI preoperatively to determine full extent of disease in newly diagnosed cases
- Used breast MRI to improve assessment of patients determined to be at high risk for developing breast cancer

Pathology

- Improved consistency and completeness of pathology reporting by implementing standardized reporting templates that follow College of American Pathology (CAP) guidelines

Treatment

Inpatient Oncology



- Opened a new dedicated 12-bed GYN oncology specialty unit
- Increased medical oncology unit capacity
- Improved patient education regarding side effects of new medications initiated during inpatient oncology stay
- Implemented Admin RX[®] computerized medication administration system on inpatient oncology units

Infusion Services

- Improved coordination of care for BMT outpatients, resulting in reduced travel for patients, reduced delays in initiation of therapy and improved communication between disciplines

Radiation Oncology

- Installed new Trilogy linear accelerator and Eclipse[®] computerized treatment planning system
- Implemented stereotactic radiosurgery procedures
- Completed Cancer Center renovation at the Northside-Atlanta campus



Surgery



- Upgraded robotic technology to high definition
- Increased volumes of robotic GYN procedures by 221 percent, ranking Northside Hospital in the top three percent in the country
- Increased volumes of robotic prostatectomy by 89 percent, ranking Northside Hospital in the top five percent in the country
- Implemented preoperative consults for stoma-site marking for eligible GYN oncology patients

Research

- Added 36 new oncology clinical trials, including eight new studies for leukemia and pivotal clinical trials for breast cancer, colon cancer and bone marrow transplantation
- Had 90 active oncology clinical trials in 2007, accruing over 70 new patients for a total of more than 250 patients participating
- Provided oncology research staff at Northside Hospital-Forsyth five days per week and Northside Hospital-Cherokee two days per week

Support & Survivorship

- Network of Hope survivor volunteers completed 438 bedside visits, made 1,055 phone calls and contributed over 2,000 hours in volunteer service
- The Northside Hospital Auxiliary completed their third annual Camp Hope weekend retreat for cancer survivors with 29 survivors participating
- Cancer patient support groups and services continued through the Wellness Community Atlanta/Northside at all three hospital campuses



QUALITY IMPROVEMENT

STUDIES REVEAL HIGH RATES OF COMPLIANCE

In spring 2007, The National Quality Forum formally endorsed five measures of clinical quality in cancer care. These five measures address:

1. Radiation therapy after surgical lumpectomy for breast cancer
2. Adjuvant chemotherapy in hormone receptor negative breast cancer
3. Hormonal therapy in hormone receptor positive breast cancer
4. Chemotherapy for Stage III colon cancer
5. Sufficient sampling of lymph nodes during surgical resection for colon cancer

To date, Northside Hospital has completed studies of the first four measures. A study of the fifth measure is currently in progress. We are proud to note that all of our completed studies have found that our physicians demonstrate high rates of compliance with national cancer care guidelines established by the National Comprehensive Cancer Network (NCCN). We continue to monitor these indicators annually.

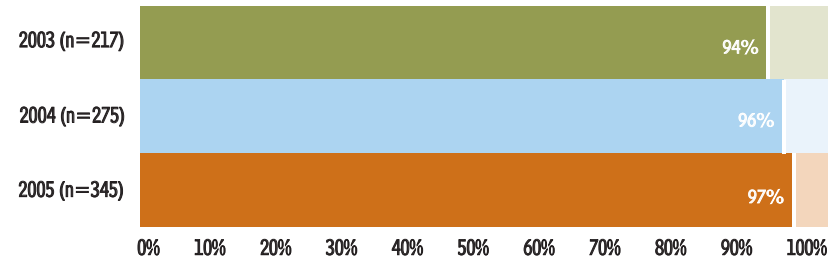
During 2007, we conducted three studies in clinical quality and completed several other quality improvement efforts.

2007 STUDIES

Hormonal Therapy in Hormone Receptor Positive Breast Cancer Patients

NCCN guidelines indicate that breast cancer patients with hormone receptor positive disease should receive or be considered for adjuvant hormonal therapy. A study of patients from 2003, 2004 and 2005 found high rates of compliance with these national guidelines at 94 percent, 96 percent and 97 percent respectively.

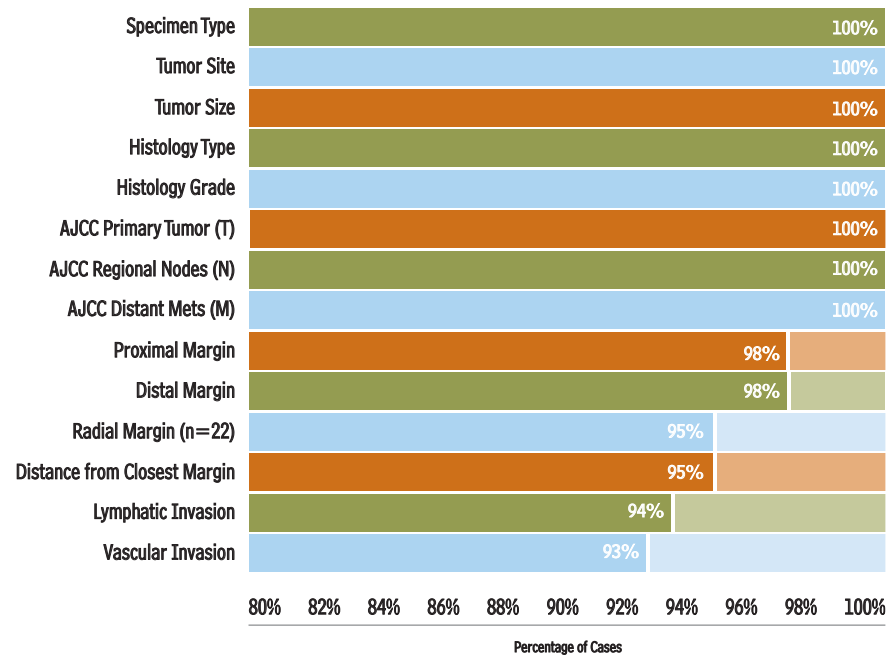
Hormonal Therapy in HR Positive Breast Cancer Patients, 2003-2005



CAP Protocol Compliance in Colon Cancer

A review of 105 colorectal cancer pathology reports from 2006 showed that Northside Hospital pathologists demonstrated a high rate of compliance in required report elements as defined by the College of American Pathology (CAP) for colorectal cancer reporting. Eight of 14 report elements were 100-percent complete. The rates of completion for the remaining six report elements ranged from 93 percent to 98 percent.

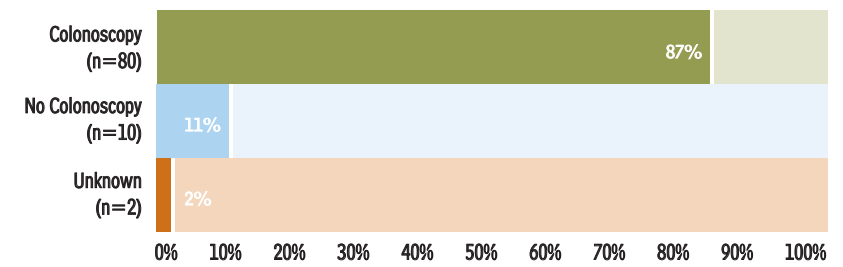
CAP Protocol Compliance in Colon Cancer Reports



Colonoscopy Prior to Surgical Resection

According to treatment guidelines, colorectal cancer patients requiring resection should have a colonoscopy completed to the ileocecal valve before surgery. A study of 92 patients from 2004 revealed that 87 percent were in concordance with this guideline. The Northside Hospital Cancer Committee was satisfied with this study result and will repeat study of this indicator periodically.

Use of Colonoscopy Prior to Surgical Resection, 2004



Commission on Cancer Requested Studies

During 2007, Northside Hospital participated in one ACoS study entitled Impact of Neoadjuvant Therapy on Staging of Breast and Rectal Cancer Cases.

Summary of Additional Quality Improvements in 2007

- Implemented videoconferencing of cancer conferences between Atlanta and Forsyth campuses
- Provided pre-surgical education and stoma-site marking for GYN oncology patients
- Enhanced coordination of care for BMT/Leukemia outpatients
- Completed overall improvements in pathology report templates
- Improved surgical pathology form for breast specimens

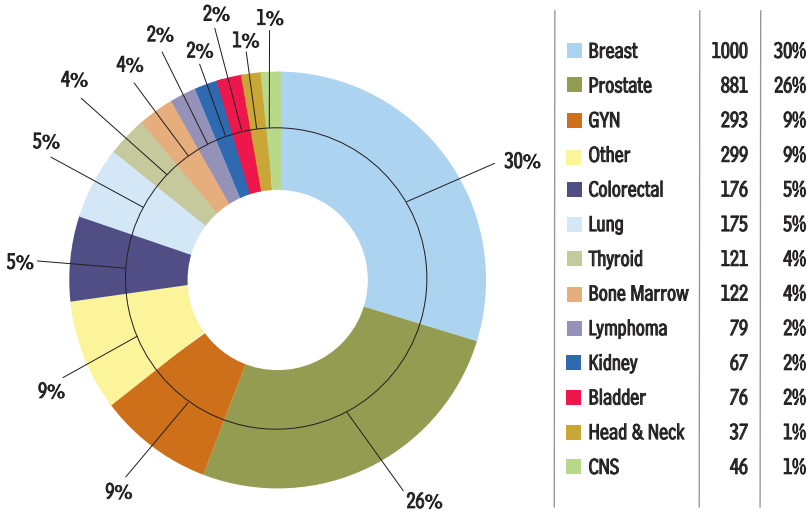


CANCER OCCURRENCE

AS NORTHSIDE HOSPITAL LEADS STATE IN VOLUME, NUMBER OF NEW PATIENTS RISES



We have continued to see more cancer cases than any other hospital in the state of Georgia. The Atlanta and Forsyth hospital campuses saw 3,372 total analytic cases in 2006, with distribution illustrated below. Overall, Northside Hospital experienced a 14 percent increase in the number of new cancer patients.

2006 Analytic Cancer Cases, Northside Hospital-Atlanta and Northside Hospital-Forsyth



Biggest Increase in Breast Cancer

While we observed growth in all top five cancer sites, the largest increase occurred in the breast cancer population. At 1,000 cases, the occurrence of breast cancer increased by 17 percent in 2006, up from 835 cases in 2005.



Primary Sites

As in prior years, breast and prostate cancer were the most frequent primary sites in 2006. Breast cancer comprised 30 percent of all cases and prostate cancer accounted for 26 percent.

Additional top cancer sites for 2006 included gynecologic at nine percent, colorectal at five percent and lung at five percent.

ONCOLOGY DATA CENTER DELIVERS WORLD-CLASS PERFORMANCE

The Oncology Data Center continues to perform an outstanding job. It maintains a massive, detailed database of information on Northside Hospital cancer cases. As the public intensifies its focus on clinical quality, the Data Center has proven to be a world-class resource. Its staff members are critical players on our cancer care team.

Oncology Data Center Accomplishments in 2007

- Abstracted more than 4,100 total cancer cases
- Followed more than 32,000 patients
- Maintained a follow-up rate of greater than 90 percent
- Coordinated 100 multidisciplinary case presentation conferences and six physician education conferences
- Assisted Northside Hospital physicians on three quality improvement studies
- Completed more than 50 data requests
- Obtained 95 percent TNM staging by managing physicians
- Three staff members obtained certified Tumor Registrar (CTR) certification

PATIENT ORIGIN

REPUTATION HAS EXPANDING REACH

As a regional leader in cancer care, Northside Hospital has continued treating patients from all over Georgia, from many other states throughout the country and from outside of the United States. In 2006:

- 3,053 of our patients originated from 96 counties throughout Georgia
- We served 319 patients from 42 other states/U.S. territories—including Alaska and Hawaii, as well as two international patients

Remarkable Achievements Through Collaboration

Our achievements in 2007 were remarkable and were made possible only through the hard work and collaboration of countless individuals and departments throughout Northside Hospital.

Optimistic. Committed. Making a Real Difference.

In preparing our annual report, it has been important for us to recognize that we are building upon a strong foundation of success and continued improvements. With all of the advancements in health care in general and cancer care in particular, we look to the future with optimism. Our strong commitment is not only to achieve regional recognition for excellence, but also to provide the most advanced cancer care anywhere. We will continue to pursue the very highest quality of care and, most importantly, we will make a difference where it counts—in the lives and health of our patients and their families.

CANCER COMMITTEE MEMBER

Physician Members, Specialty

Colleen Austin, M.D., Medical Oncology
 Lynn Baxter, M.D., Radiology
 Benedict B. Benigno, M.D., GYN Oncology
 Kristina E. Bowen, M.D., Medical Oncology
 Peter d'Aubermont, M.D., MOHS Surgery
 Nishan Fernando, M.D., Medical Oncology
 Thomas Fitzsimmons, M.D., General Surgery
 Lawrence M. Goldstone, M.D., Urology
 Kent Holland, M.D., Blood and Marrow Transplant
 Pradeep Jolly, M.D., Medical Oncology
 J. Bancroft Lesesne, M.D., Medical Oncology
 Deborah Martin, M.D., General Surgery
 Tracey McElveen, M.D., Radiation Oncology
 Scott Miller, M.D., Urology
 Lawrence Morris, M.D., Blood and Marrow Transplant
 Thomas Phillips, M.D., Radiation Oncology
 Sreekanth Reddy, M.D., Medical Oncology
 Craig Richman, M.D., ENT
 Arnold Rosen, M.D., General Surgery
 Sahar Rosenbaum, M.D., Radiation Oncology
 Elizabeth Steinhaus, M.D., Breast Surgery
 Stephen Wells, M.D., Pathology

Other Members, Specialty

Lynne Bailey, Infusion Center
 Vicki Barnett, Surgical Services
 Marian Blaesser, BMT Unit
 Barry Boatman, Clinical Research
 Jenny Bodycomb, Health Psychology
 Terri Brown, Pathology
 Janet M. Brumfield, Radiation Oncology & Infusion Center
 Jacquelin Burt, Oncology Data Center

Susan Casella, Breast Health Program
 Joy Chang, Acute Pain Service
 Diane Clancy, Marketing & Public Relations
 Margaret Currens, Oncology Support Services
 Rev. Laura Dorsey, Pastoral Care
 Sean Dresser, Medical Physics & Radiation Safety
 Adriann Rodriguez Dunams, Oncology Support Services
 Sharon Edwards, Northside Hospital-Forsyth
 Megan Freeman, Pharmacy
 Kathie Fuller, Wound and Ostomy Care
 Sherri Gaeta, Nutrition Services
 Aisha Ghafoor-Harris, Physical Therapy
 Melissa Harris, Case Management/Discharge Planning
 Dale Israel, Community Outreach
 Mildred Jones, Oncology Data Center
 Jane Kasow, BMT Unit
 Karen Manion, BMT Program
 Andrea Matthew, American Cancer Society
 Rachel Newby, The Wellness Community
 Patti Owen, Oncology Services
 Selvi Palaniappan, Hereditary Cancer Program
 Angie Patterson, Network of Hope
 Barbara Schipani, BMT Program
 Mary Shepherd, Radiology
 Raj Singh, Radiation Oncology
 Dawn Speckhart, BMT Program
 Leslie Kerns, BMT Program
 Dorie Sokol, Occupational Therapy
 Aaron Thomas, Inpatient Oncology & BMT Unit
 Lynn Vann, Pharmacy
 Renice Washington, Women's Oncology
 Ora Williams, Quality Improvement
 Gloria Wyatt, Northside Hospital-Forsyth



NORTHSIDE HOSPITAL
CANCER CARE PROGRAM

1000 Johnson Ferry Road
Atlanta, GA 30342

www.northside.com